

**Welcome to the**

# **Phonics Screening Check Meeting for Parents**

**24<sup>th</sup> January 2019**



# The Science..!



# The Alphabetic Code

- ▶ English is an alphabetic language
- ▶ There are 26 letters in the English language
- ▶ There are approximately 44 sounds (phonemes) in the English language
- ▶ Combined they make in excess of 140 letter combinations (graphemes)

# Terminology 1

- ▶ **Phoneme** – the smallest unit of sound in a word.
- ▶ **Grapheme** – a letter or group of letters that represent a phoneme.
- ▶ **Blending** – merging the individual phonemes together to read a word all the way through. *Children should sound out each phoneme, not letter when reading unfamiliar words.*
- ▶ **Segmenting** – hearing and saying the individual phonemes within words. *In order to spell, children need to segment a word into its component phonemes and choose a grapheme to represent each phoneme.*

# Terminology 2

- ▶ **Digraphs** – two letters representing one phoneme
- ▶ **Consonant digraphs:** ll ss ff zz ng
- ▶ **Vowel digraphs:** ai ee ew oa ar
- ▶ **Split Vowel digraphs:** a-e e-e i-e o-e u-e

# Terminology 3

- ▶ **Trigraphs:** three letters making one phoneme:

ear   air   ure   tch   dge   igh

# Identifying Phonemes

jump

book

catch

surfer

August

midnight

shopping

eight

# Identifying Graphemes

cake

play

acorn

grey

eight

rain



# The Journey... Simple to complex...

## **SIMPLE...**

Concept 1: sounds/phonemes are represented by letters/graphemes

Concept 2: a phoneme can be represented by one or more letters

## **COMPLEX...**

Concept 3: The same phoneme can be represented in more than one way.

Concept 4: The same grapheme may represent more than one phoneme.

The National Phonics Screening Check was introduced in 2012.

This Academic year schools across England will administer the Year One Phonics Screening Check the week beginning Monday 10<sup>th</sup> June 2019.

This check is statutory for all maintained schools.

All pupils in our current Year One at Nutfield Church Primary School will take the Screening Check.

The Phonics Screening Check is designed to show how well your child can use the phonics skills they have learned up to the end of Year One, and to identify pupils who need extra phonics help.

The screening check assesses whether your child is able to read/decode at an appropriate standard.

The Department for Education defines the checks as “short, light-touch assessments” that take about four to nine minutes to complete.

## What does the Phonics Screening Check consist of?

The check consists of 40 words that your child will be asked to read one-on-one with Mrs Cordey.

There will be 20 'real' words and 20 'pseudo-words' (non-words).

**Non-words** (nonsense words, pseudo words) are a collection of letters that will follow phonics rules your child has been taught, but don't mean anything.

Each of the non-words is presented with a picture of a monster/alien.

Your child will need to apply their knowledge of phonemes to read these correctly, showing that they understand the phonics rules behind them.

tox



jound



fape



ulf



thazz



quemp



**The 40 words and non-words are divided into two sections –**

- **simple word structures** of three or four letters
- **more complex word structures** of five or six letters.

Mrs Cordey will give your child a few practise words to read first.



shin

newt

best

slide

phone

midnight

## **Marking the Phonics Screening Check.**

**The check will be marked by Mrs Cordey.**

The check will be administered in accordance with the Standards and Testing Agency's check administration guidance.

Schools are monitored by unannounced monitoring visitors from local authorities in order to ensure that administration of the checks are accurate.

All schools will report their pupil-level phonics screening check data to their Local Authority.

The threshold mark is communicated to schools by the start of July, after the test has been taken and all schools have submitted their pupils' scores.

Your child will be scored against a national standard, and their result will indicate whether or not they fall below or within this standard.

## Threshold Mark.

In the last three years, the "pass threshold" was 32, which meant that children had to read at least 32 words out of 40 correctly.

At Nutfield Church Primary School we pride ourselves on our phonics teaching. Our Ofsted report published in October 2015 said "Younger pupils quickly learn the letters and the sounds these make. Results in the Year 1 phonics screening check are above the national average".























Last year, 97% of our Year 1 pupils passed the threshold.

## How can I help my child prepare?

- revising the phonics the children have already learned in Reception and Year One
- weekly phonics homework
- read new books/stories with your child
- Stay calm and be positive! The children do this everyday!



# My phase 5 sound mat

ay 	aw 	au 	ea 	ew 	ew 	ey 	ie 
ir 	oe 	ou 	oy 	ph 	ue 	ue 	wh 
a-e 	e-e 	i-e 	o-e 	u-e 	u-e 		

ai	oi	ee	ow	er	air	igh	or	ar
rain	coins	teeth	clown	corner	fair	flight	torn	alarm
say	boys	meal	pound	burn	bear	lies	walk	father
lame		monkey		firm	care	slide	four	calf
they		these		flour	where	fly	caught	
eight		chief		earned		hi	floor	
		happy					core	
							lawn	

oa	oo	ch	sh	s	n	m	j
boat	book	church	shout	sorry	noodle	man	jelly
grow	flew	picture	chef	scissors	knee	lamb	fudge
goes	tune	hutch	caption	cease	gnome		gadget
bone	value		mission				
go	you		facial				
			sure				

My Spelling Patterns Mat





**Any questions?**

